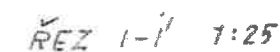


DETAIL "C" 1:10

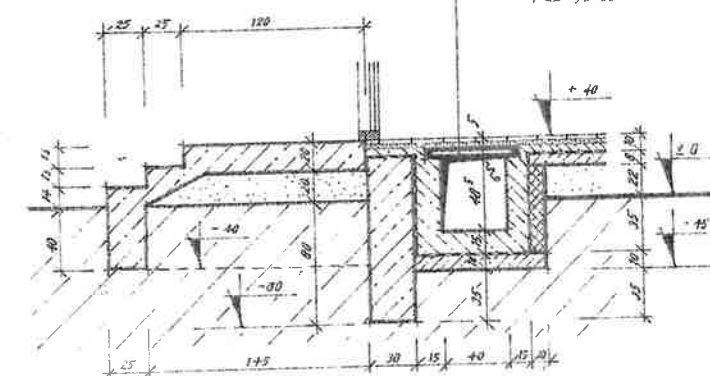
Architectural drawing of a house plan with dimensions. The drawing shows a rectangular layout with various internal dimensions. A small square area is labeled "KOTEV OTVOR 8/10/4". Dimensions include 30, 11, 7, 9, 13, 10, 7, 15, 12, and 20.

Technical drawing of a vertical structural member. The drawing includes a side elevation and a cross-section. The side elevation shows a vertical member with a total height of 1000. The width is 40. There are two circular features, each with a diameter of 30. The distance between the centers of these circles is 600. The distance from the top center to the bottom center is 1000. The cross-section shows a rectangular shape with a width of 20 and a height of 20. The section is labeled with '2' and '2'.



TERAC. DLAŽDICE 2,5 CM  
- MALT. LÓŽE 2,5 CM  
- ŽELB. PŘEFA DESKY  
PZD 70-60

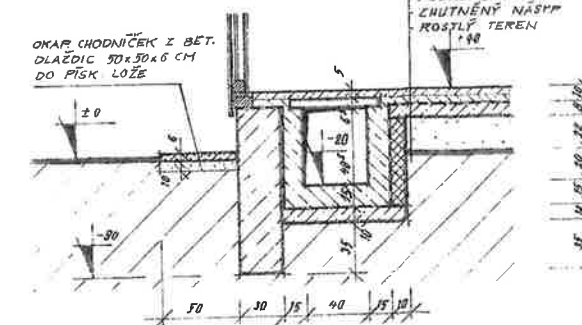
DETAIL KOTVENÍ PR  
1:5



ŘEZ III-III' 1:25

POVLAK PVC S GUM. PODLOŽKOU  
BET. MAZANINA S CEM. POKRYTÍM  
IZOLACE PROTI ZETINÍ VLHROSTI  
PODL. BET. MAZANINA  
ZHUZNENÝ NÁSPY  
ROSTLÝ TEREN

OKAP CHODNÍČEK Z BET.  
DLAŽDIC 50x50x6 CM  
DO PÍSK. LOŽE



ČESKÁ LÍPMA ČESKÉ  
TJ SPOZA ČESKÁ LÍPMA  
ŠATNY, UHÝVĚRNÝ A  
NA STADIONU TJ SPO.

ZÁKLADY I. SEKCE

1:100

S ✓